

Gift bags with embroidery motifs

Instructions No. 2428

Difficulty: Advanced

Working time: 2 Hours





With these embroidered bags, even the packaging of small gifts becomes something very special. They can also be used as fragrance bags during the Christmas season.



t is

the
gth






I help you to orientate yourself better.

small end at the back. Then go back cross.

stitch at a time and work through the initial threads to the back or gluing them

it, you can either glue it back on or sew then cut off the ends that are too long.



proidering, remove the fabric from the
owance and hem the top edge.

notif is on the inside, and sew the sides



Pearl Aida, white

26,90 CHF

(1 m² = 31,65 CHF)

[Item
details](#)

Quantity:

0.2

Add to shopping cart

Article information:

Article number	Article name	Qty
----------------	--------------	-----

Article number	Article name	Qty
372329	Pearl Aida, white	1
16716	Embroidery twist "Basic", 52 hanks	1
360357	Prym embroidery needle assortment, without point	1