

From wooden tray to mini garden


Instructions No. 1452

Difficulty: Beginner

Working time: 30 Minutes

Dream garden in small





aint. This will colour



come, the tray is protection or another




1 sketch of where to

owl into grass (moss),
3 moss

and placed in the mini-

at certain something. A
highlight in our







VBS Wooden tray, round

15,45 CHF

[Item details](#)

Quantity:

1

Add to shopping cart

Article information:

Article number	Article name	Qty
754415-16	Wood stain, 50 mlSweet Chestnut	1
607148	Plate moss, 50 g	1
617123	VBS Fern artificial, 5 pieces	1
616393	VBS Moss stones, 8 pcs.	1
571647-03	Terracotta potsInside-Ø 3 cm, 10 pcs.	1
474900	Garden tools, set of 3	1
668439	Wooden garden bench	1
692168	Wooden wheelbarrow, 12 cm	1
692403	Miniature Bicycle	1
669207	Wooden barrel with 4 rings	1
610439	VBS Bamboo wood spikes, 50 pieces	1
590310	Self-adhesive foil	1
970020	VBS Side cutter	1