

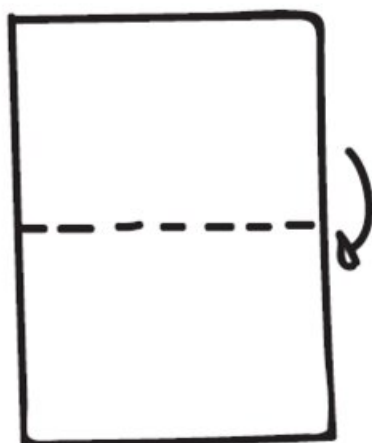
Fabric Origami Ships

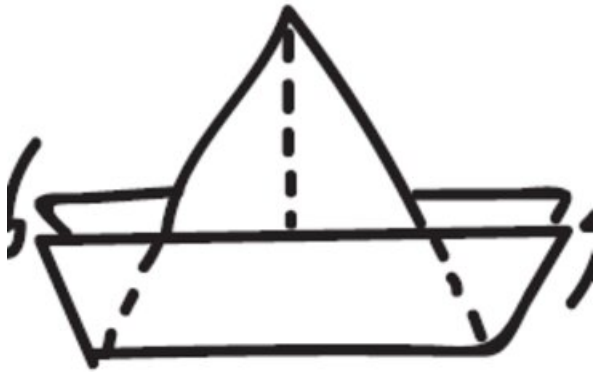
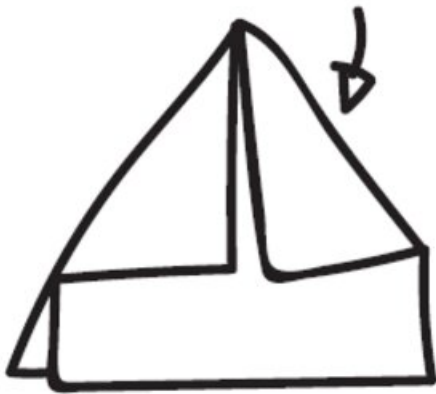
Instructions No. 1705

Difficulty: Beginner

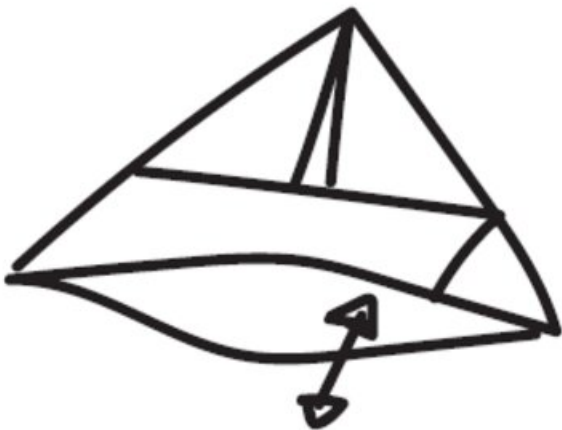
Working time: 45 Minutes

Set sails, weigh anchor and start sewing! Ahoy sailor! These beautiful **boats** are very decorative on the windowsill, as table decoration and as loving souvenirs. They are easy to sew and fold and therefore **suitable** for sewing beginners.






to the folded triangles.



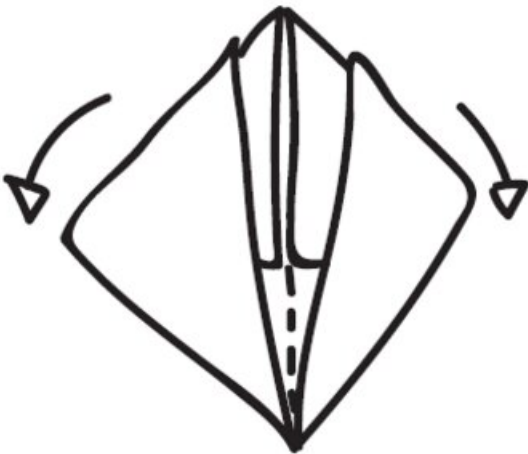
on top of each other.



and sew each folded edge with zig-zag stitch. Then fold the bottom corners



inward. Now open the triangle slightly from below and press the corners



inward. Flatten with your fingers



Article name	Qty
inen look "Big dots"White	1