

Dreamcatcher with cast pendants

Instructions No. 2414




Difficulty: Advanced


Working time: 6 Hours

A dreamcatcher is supposed to protect the sleeper and keep negative influences away. With our instructions, you can make a personal dream catcher with pendants you cast yourself. The finished dream catcher is a wonderful gift idea for birth or for your loved ones.









lengths.



[Casting powder "Raysin 200", white, 1 kg](#)

10,35 CHF

(1 kg = 10,35 CHF)

[Item details](#)

Quantity:

1

Add to shopping cart

| | |
|--|-----|
| | Qty |
|--|-----|

| | | Qty |
|-----------|---|-----|
| 485562-01 | Casting powder "Raysin 200", white1 kg | 1 |
| 17096 | Silicone casting mould "Angel & wings" | 1 |
| 17200 | Clear Stamps "Schutzengel" | 1 |
| 612142 | Metal ring "Circle", WhiteØ 30 cm | 1 |
| 756556-02 | VBS Colour Concentrate, 25 mlBerry | 1 |
| 756556-06 | VBS Colour Concentrate, 25 mlGreen | 1 |
| 418126-01 | VBS Lace ribbon, 20 mmCreame | 1 |
| 418454 | VBS Crochet ribbon "Cream", 10 mm, 10 m | 1 |
| 54360601 | Acrylic block set of 2 | 1 |
| 542708-08 | Staz-On Stamp padBlack | 1 |
| 14298 | Rico Design Creative Cotton Cord SkinnyNature | 1 |
| 14301 | Rico Design Creative Cotton Cord SkinnyDust | 1 |
| 756655-01 | Glitter GlueWhite | 1 |